

Usage data: January 2015 – Monitoring results for Civic Centre and Guildhall

Summary

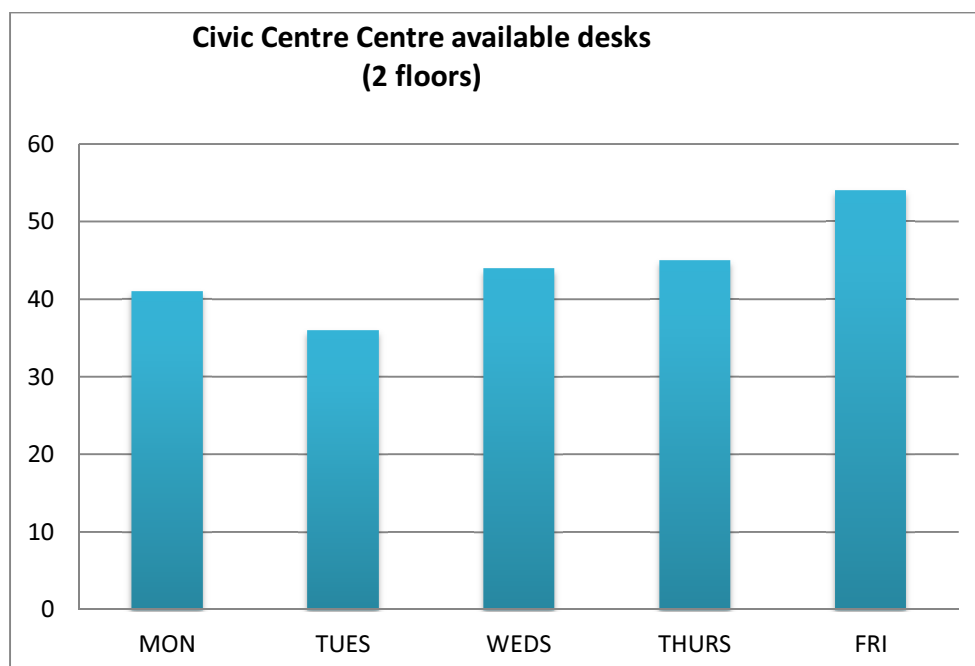
Occupancy surveys undertaken in January in the Civic Centre and the Guildhall show that:

- In the Guildhall there are between 6 and 32 desks that are free.
- In the Civic Centre there are between 21 and 66 desks that are free.
- Civic Centre meeting rooms show that there is some spare capacity, but staff need to be more flexible about planning meetings to optimise availability of meeting rooms;
- Break out areas in the Civic Centre are all being used, some more than others. We will be keeping this under review to ensure optimum usage.
- Lewis House surveys were undertaken in February and results are currently being collated.

Usage Data: January 2015 monitoring results

a. Desks

Civic Centre



**Where the available desks were in the Civic Centre during January
(where logged)**

NORTH 3rd floor
Weekly average

MON	TUES	WEDS	THURS	FRI
18	16	22	23	24

SOUTH 3rd floor
Weekly average

MON	TUES	WEDS	THURS	FRI
14	11	11	13	16

WEST 3rd floor
Weekly average

MON	TUES	WEDS	THURS	FRI
5	7	7	6	5

NORTH 1st floor
Weekly average

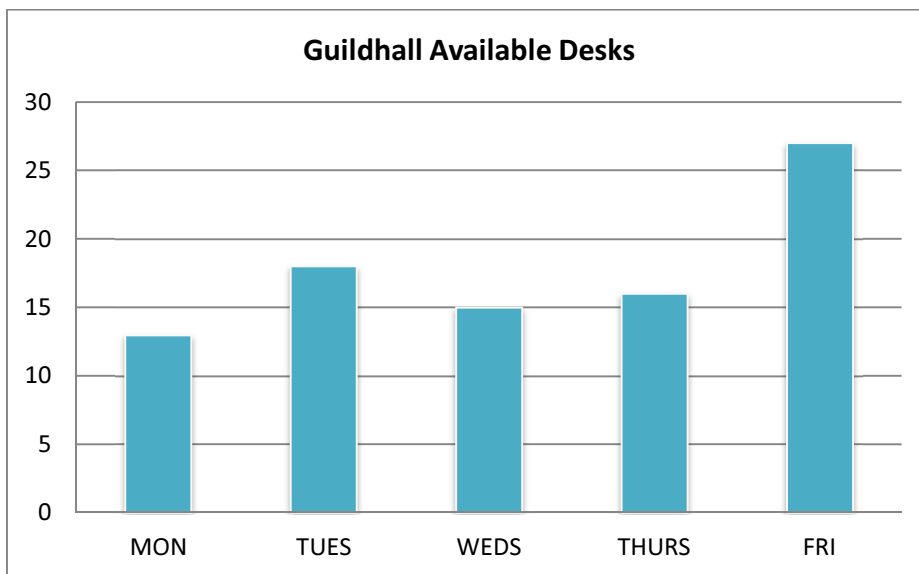
MON	TUES	WEDS	THURS	FRI
4	2	4	3	9

Civic Centre Average number of desks
free*

MON	TUES	WEDS	THURS	FRI
41	36	44	45	54

* In the areas measured above and
rounding down to whole days

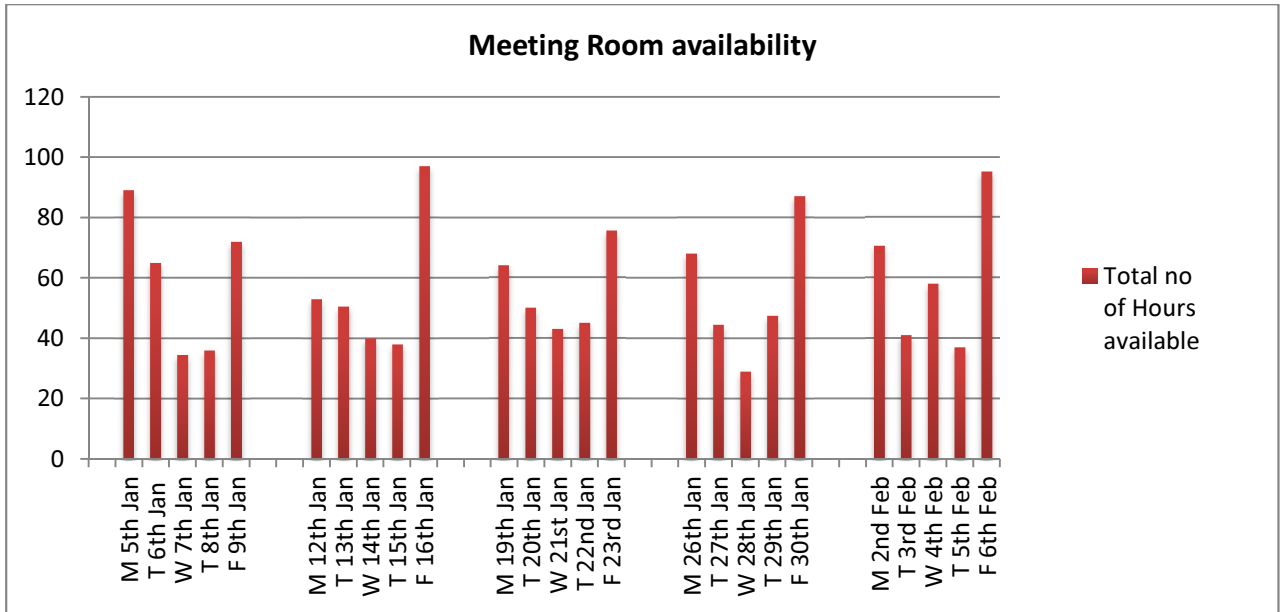
Guildhall



Where the available desks were in the Guildhall during January					
GH 2nd floor MIDDLE (2 desk office)	MON	TUES	WEDS	THURS	FRI
Weekly average	0	0	1	0	2
GH 2nd floor MIDDLE (6 desk office)	MON	TUES	WEDS	THURS	FRI
Weekly average	3	5	5	5	6
GH 2nd floor MIDDLE (11 desk office)	MON	TUES	WEDS	THURS	FRI
Weekly average	2	3	3	3	5
GH 1st floor NORTH (8 desk office)	MON	TUES	WEDS	THURS	FRI
Weekly average	1	1	2	1	2
GH 1st floor NORTH (10 desk office)	MON	TUES	WEDS	THURS	FRI
Weekly average	2	3	0	2	4
GH 1st floor NORTH (12 desk office)	MON	TUES	WEDS	THURS	FRI
Weekly average	3	5	3	4	6
GH 1st floor SOUTH (11 desk office)	MON	TUES	WEDS	THURS	FRI
Weekly average	2	1	1	1	2
Floor 1 average total	8	10	6	8	14
Floor 2 average total	5	8	9	8	13
Guildhall average number of desks free rounding down to whole days	13	18	15	16	27

b. Civic Centre meeting room usage

There are 19 bookable rooms for staff (not including the community space) from the hours of 9am-5pm that's 8 hours a day per room totalling 152 hours a day. The graph below shows the amount of meeting room available hours per day. The graph shows that meeting rooms are less busy on a Friday.



c. Break out Areas usage January 2015

Although some breakout spaces are used more than others the graph below shows a considerable rise in usage during lunch time hours.

